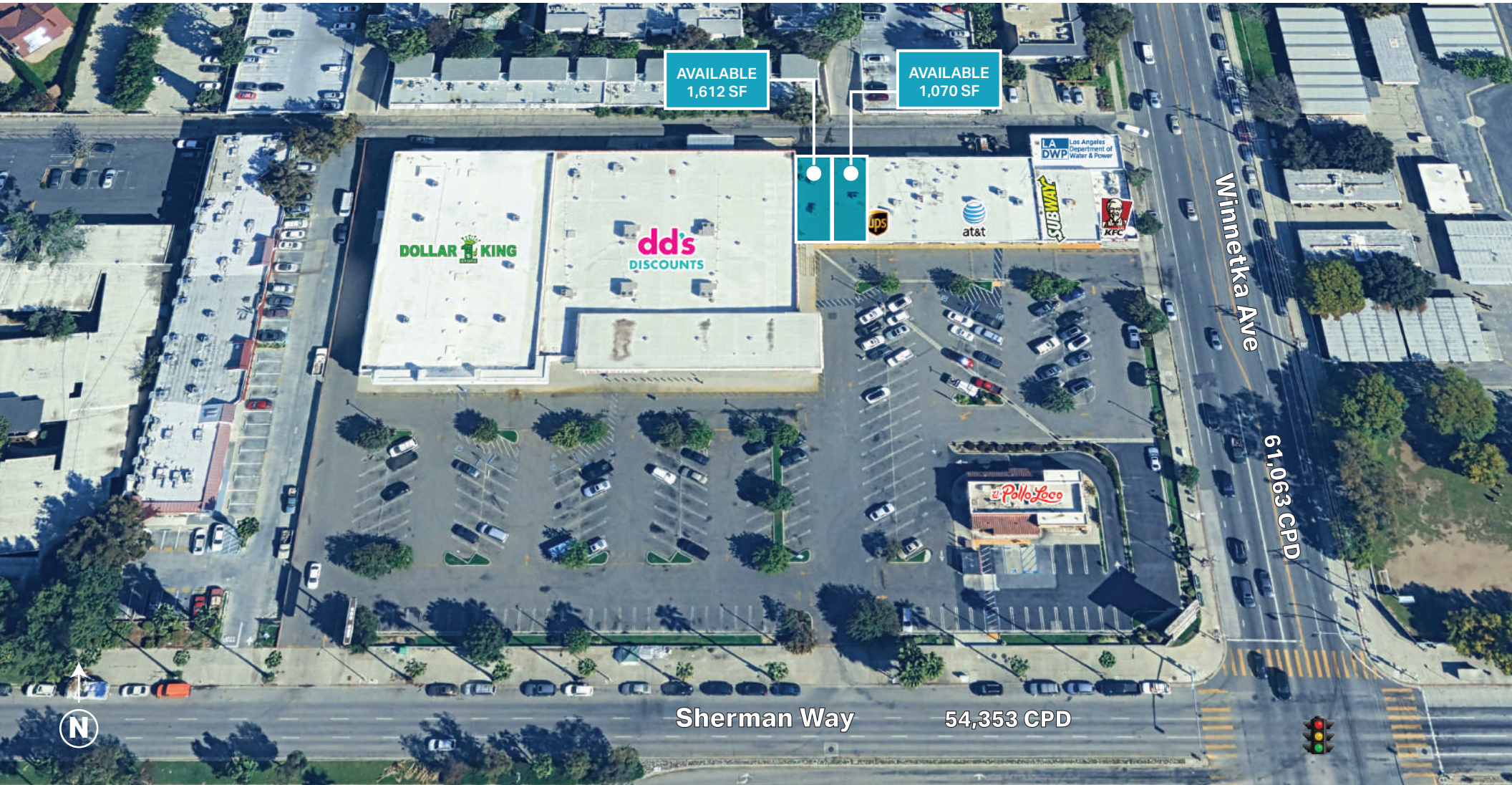


# FOR LEASE | 1,070 SF & 1,612 SF RESTAURANT / RETAIL AVAILABLE

20121 Sherman Way, Winnetka, CA 91306



## Please Contact

**VIC MONTALBO**

310.451.8171 X230

VMONTALBO@EPSTEEN.COM

BRE LIC: 00927723

**JACK FARLO**

310.451.8171 X220

JFARLO@EPSTEEN.COM

BRE LIC: 02067149

This information is deemed reliable, but not guaranteed. All information should be independently verified for its accuracy and completeness before relying upon it.



FOUNDING MEMBER | **CHAINLINKS**  
RETAIL ADVISORS





## PROPERTY HIGHLIGHTS

- Signalized, high traffic corner at Winnetka Ave & Sherman Way (60,000+ CPD)
- Mature established demographic surrounding
- Large surface parking field with easy street access
- Existing prominent signage available



## DEMOGRAPHICS:



### Population

<b>1 MILE</b>	37,187
<b>2 MILE</b>	130,395
<b>3 MILE</b>	266,319



### Avg. Household Income

<b>1 MILE</b>	\$114,188
<b>2 MILE</b>	\$116,775
<b>3 MILE</b>	\$122,725



WALK SCORE

78



### Daytime Population

<b>1 MILE</b>	5,269
<b>2 MILE</b>	40,874
<b>3 MILE</b>	141,769



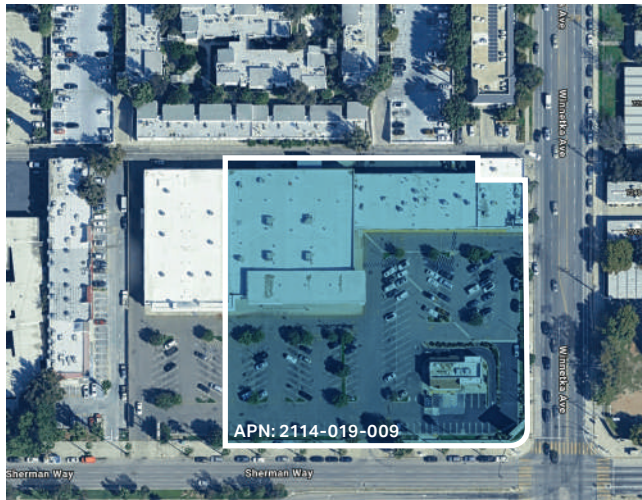
### Avg. Median Income

<b>1 MILE</b>	\$89,835
<b>2 MILE</b>	\$88,830
<b>3 MILE</b>	\$92,115

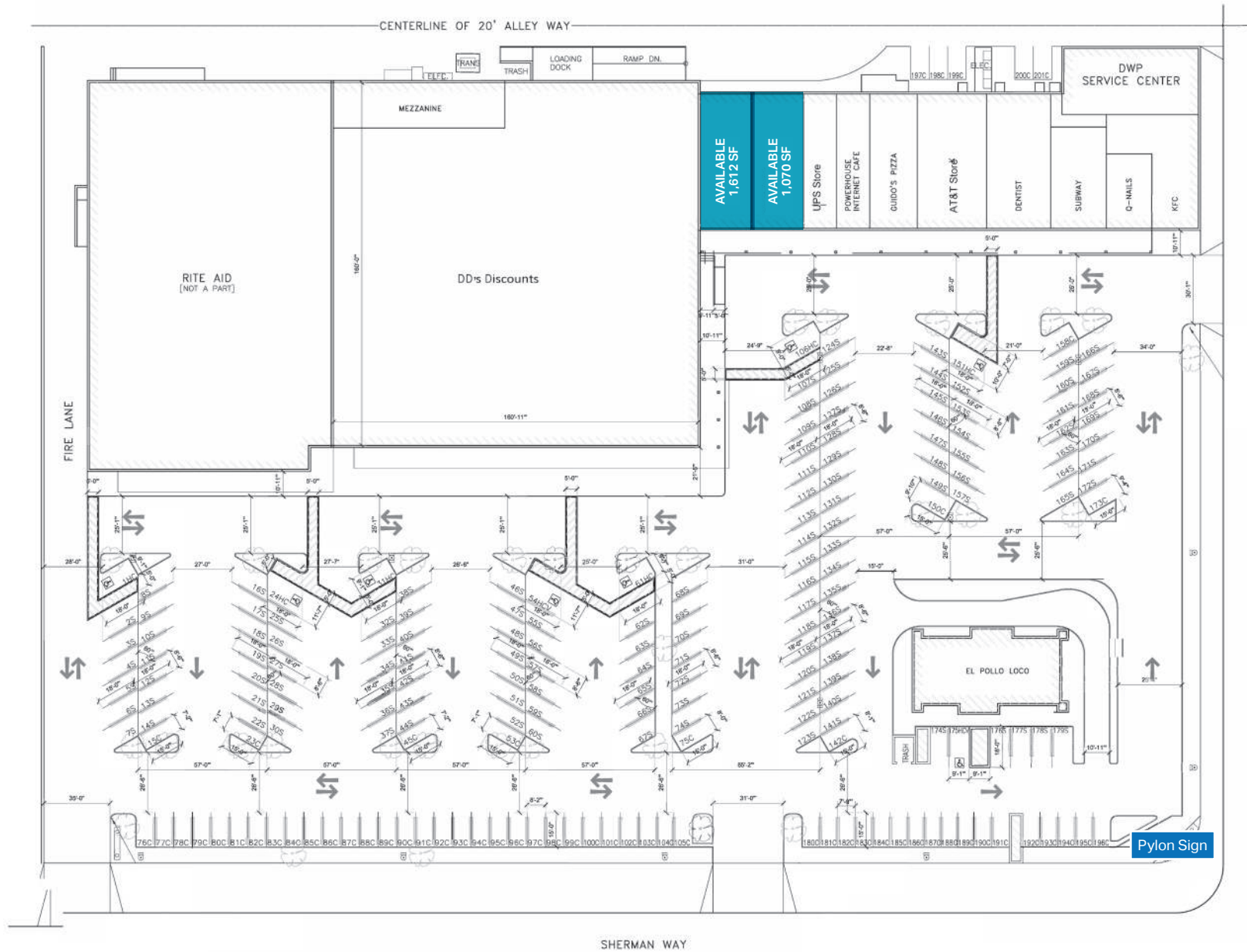


### TRAFFIC COUNTS

**Sherman Way:** 54,353 CPD  
**Winnetka Ave:** 61,063 CPD



# SITE PLAN



This information is deemed reliable, but not guaranteed. All information should be independently verified for its accuracy and completeness before relying upon it.

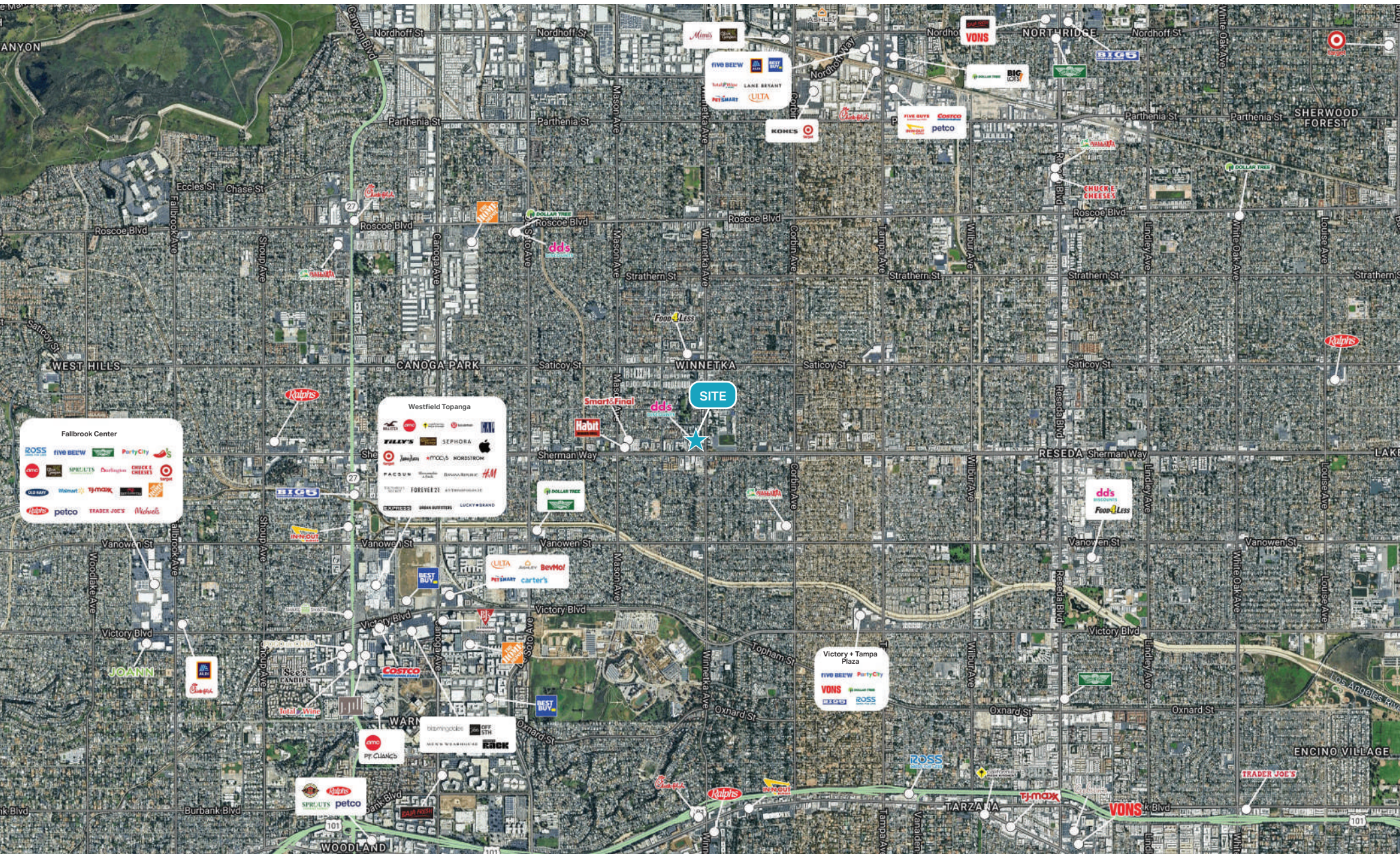
1965  
2025

epstein & associates

FOUNDING MEMBER | CHAINLINKS  
RETAIL ADVISORS



# RETAIL AERIAL



1965  
2025

epstein & associates

FOUNDING MEMBER | CHAINLINKS  
RETAIL ADVISORS

This information is deemed reliable, but not guaranteed. All information should be independently verified for its accuracy and completeness before relying upon it.